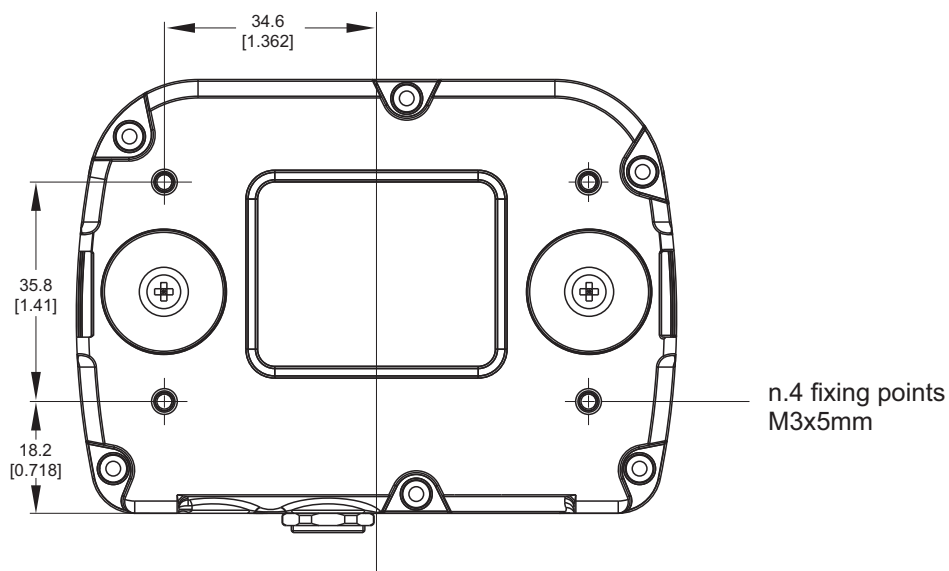
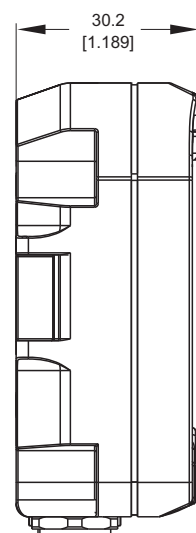
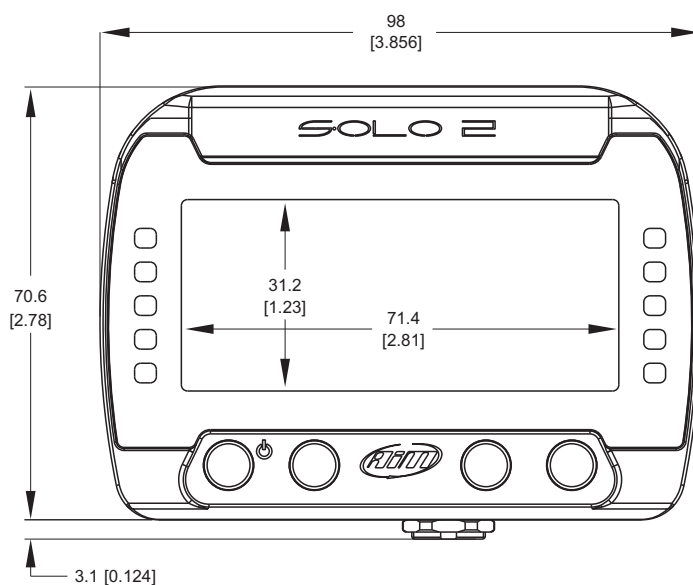




AiM Solo 2/Solo 2 DL

GPS laptimer/Dash logger

Solo 2

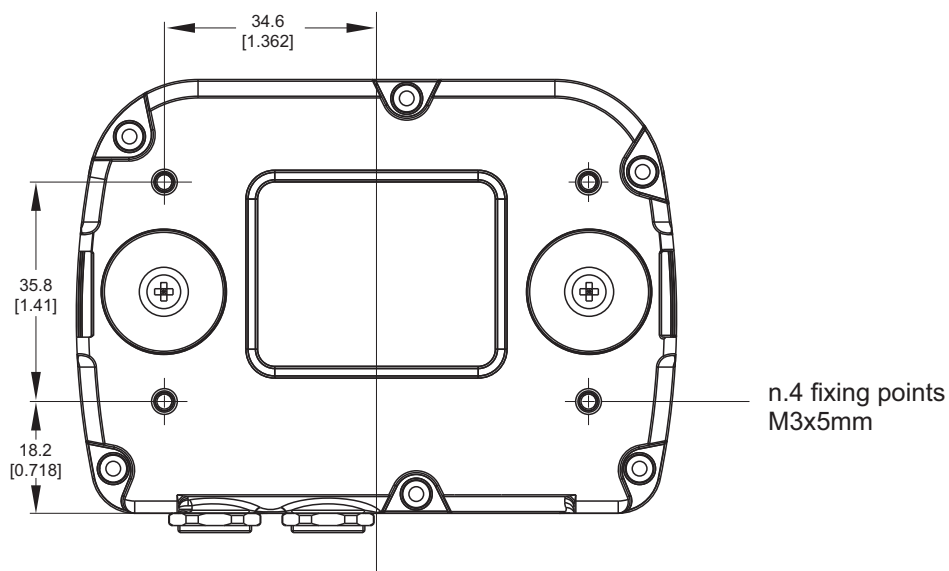
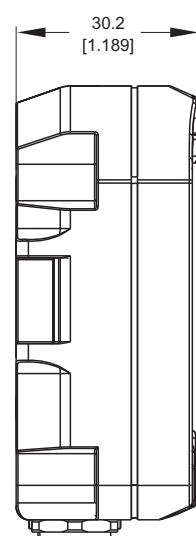
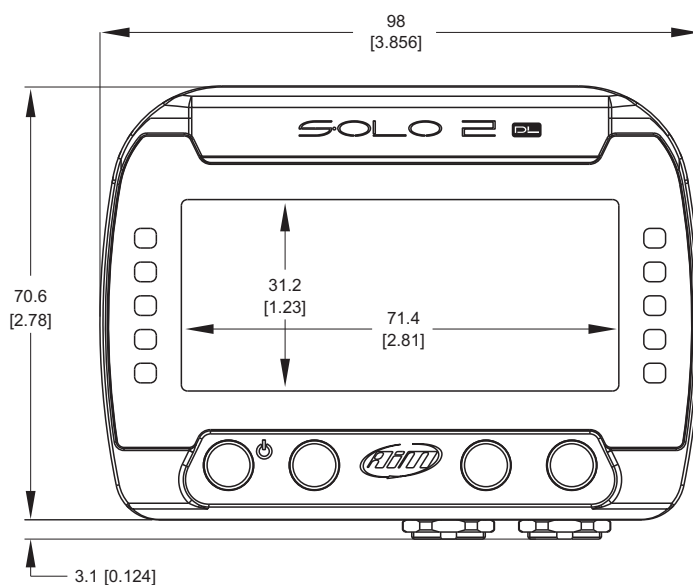




AiM Solo 2/Solo 2 DL

GPS laptimer/Dash logger

Solo 2 DL





AiM Solo 2/Solo 2 DL

GPS laptimer/Dash logger

Technical specifications

	Solo 2	Solo 2 DL
Display	Graphical	Graphical
Display resolution	238x99 pixels	238x99 pixels
Display pages	Up to 5 freely configurable	Up to 8 freely configurable
Backlight	7 configurable RGB colors	7 configurable RGB colors
Shift lights/alarm LEDs	10 configurable RGB LEDs	10 configurable RGB LEDs
Integrated track database	Yes	Yes
Inertial platform	Internal 3 axis $\pm 5G$ accelerometer + 3 axis gyro + 3 axis magnetometer	Internal 3 axis $\pm 5G$ accelerometer + 3 axis gyro + 3 axis magnetometer
WiFi connection	Yes	Yes
GPS	10 Hz	10 Hz
ECU connection	--	CAN, RS232 or K-Line to 1,000+ industry leading ECUs
External power	12 V	12 V
Connectors	1 socket (binder) 712, 5-pins	1 socket (binder) 712, 5-pins 1 socket (binder) 712, 8-pins
Memory	4 Gb	4 Gb
Battery type	Rechargeable lithium	Rechargeable lithium
Pushbuttons	Metallic	Metallic
Dimensions	98.0 x 73.7 x 30.2 mm	98.0 x 73.7 x 30.2 mm
Weight	240 g, battery included	240 g, battery included
Waterproof	IP67	IP67



AiM Solo 2/Solo 2 DL

GPS laptimer/Dash logger

Solo 2 part numbers

X47SOLO2001A0	Solo 2 with AUS adapter
X47SOLO2001G0	Solo 2 with UK adapter
X47SOLO2001U0	Solo 2 with USA adapter
X47SOLO2001E0	Solo 2 with EU adapter

Solo 2 DL part numbers



X47SOLO2DL01A0	Kit including Solo 2 DL with CAN/K-Line/Ext. power (terminated with OBDII connector) cable + battery charger with AUS adapter
X47SOLO2DL01G0	Kit including Solo 2 DL with CAN/K-Line/Ext. power (terminated with OBDII connector) cable + battery charger with UK adapter
X47SOLO2DL01U0	Kit including Solo 2 DL with CAN/K-Line/Ext. power (terminated with OBDII connector) cable + battery charger with USA adapter
X47SOLO2DL01E0	Kit including Solo 2 DL with CAN/K-Line/Ext. power (terminated with OBDII connector) cable + battery charger with EU adapter
X47SOLO2DL02A0	Kit including Solo 2 DL with RS232/CAN/Ext. power cable + battery charger with AUS adapter
X47SOLO2DL02G0	Kit including Solo 2 DL with RS232/CAN/Ext. power cable + battery charger with UK adapter
X47SOLO2DL02U0	Kit including Solo 2 DL with RS232/CAN/Ext. power cable + battery charger with USA adapter
X47SOLO2DL02E0	Kit including Solo 2 DL with RS232/CAN/Ext. power cable + battery charger with EU adapter
X47SOLO2DL03A0	Kit including Solo 2 DL with RPM/Ext. power cable + battery charger with AUS adapter
X47SOLO2DL03G0	Kit including Solo 2 DL with RPM/Ext. power cable + battery charger with UK adapter
X47SOLO2DL03U0	Kit including Solo 2 DL with RPM/Ext. power cable + battery charger with USA adapter
X47SOLO2DL03E0	Kit including Solo 2 DL with RPM/Ext. power cable + battery charger with EU adapter



AiM Solo 2/Solo 2 DL

GPS laptimer/Dash logger

Solo 2 pinout



5 pins Binder 712
female connector
external view

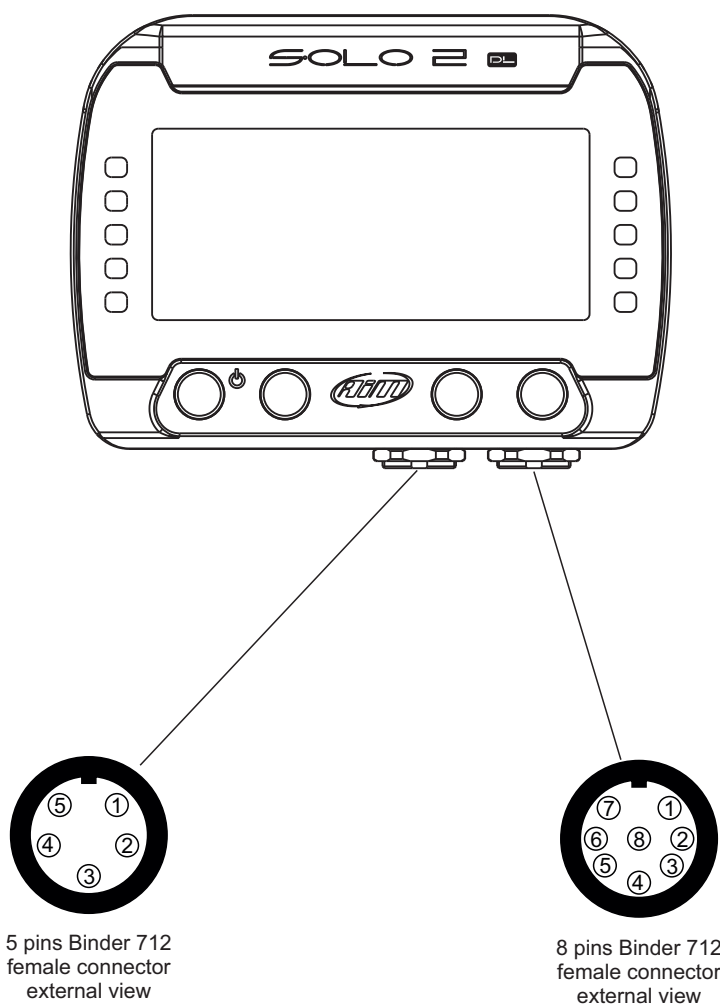
EXP connector	
1	nc
2	GND
3	nc
4	nc
5	+Vb ext



AiM Solo 2/Solo 2 DL

GPS laptimer/Dash logger

Solo 2 DL pinout



EXP connector	
1	CAN High
2	GND
3	+Vb out
4	CAN Low
5	+Vb ext

ECU connector	
1	CAN ECU+
2	CAN ECU-
3	+Vb ext
4	RS232TX
5	RS232RX
6	K Line
7	GND
8	RPM