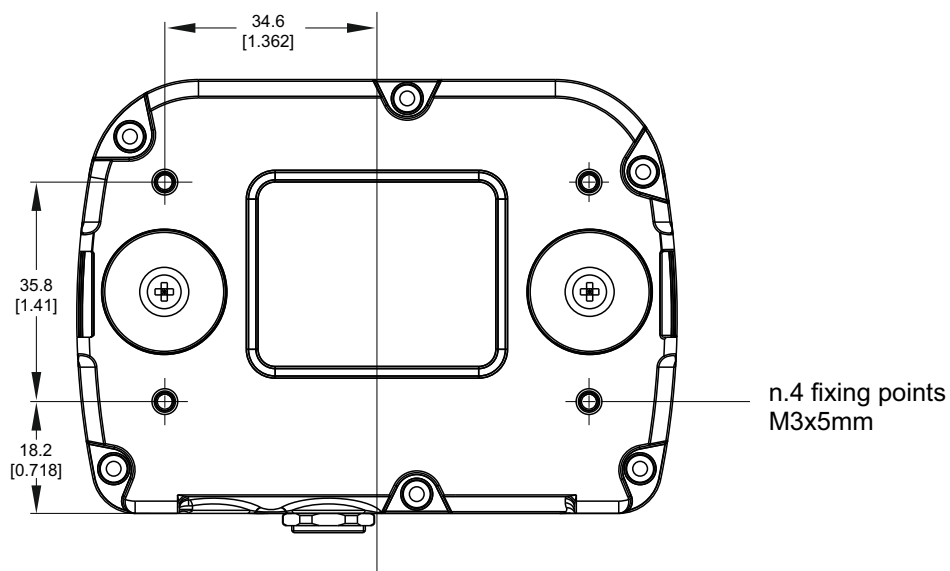
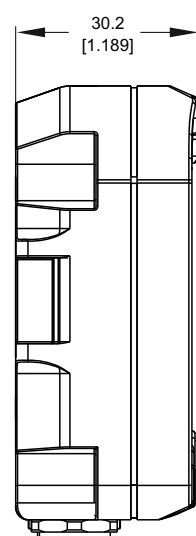
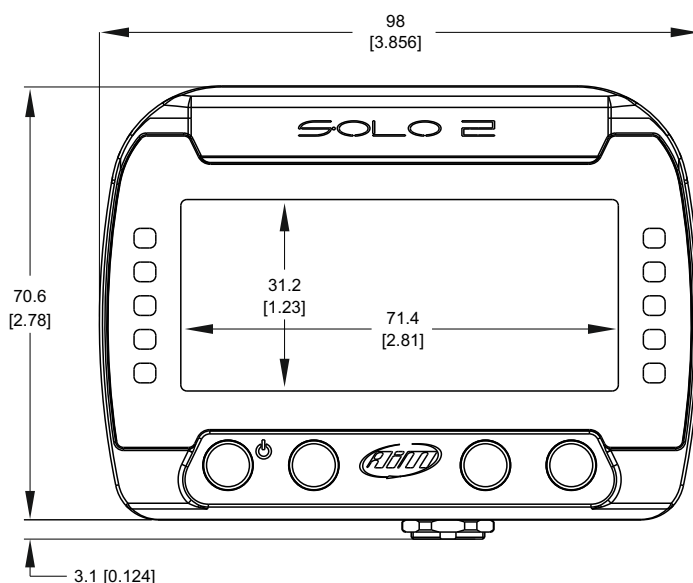




AiM Solo 2/Solo 2 DL

GPS laptimer/Dash logger

Solo 2

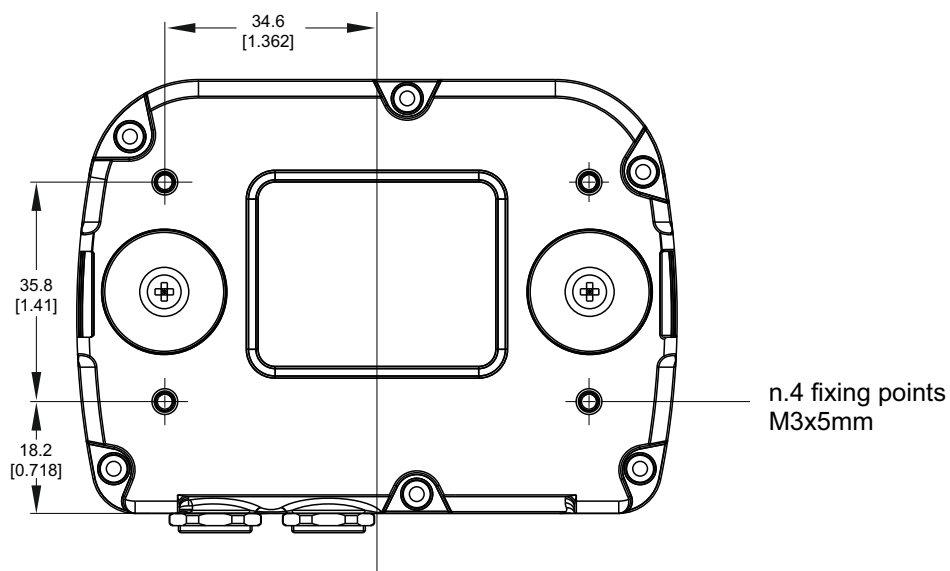
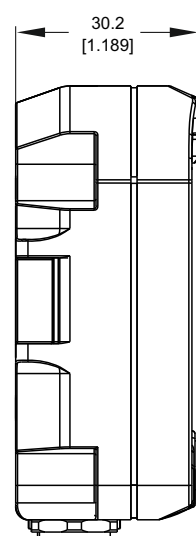
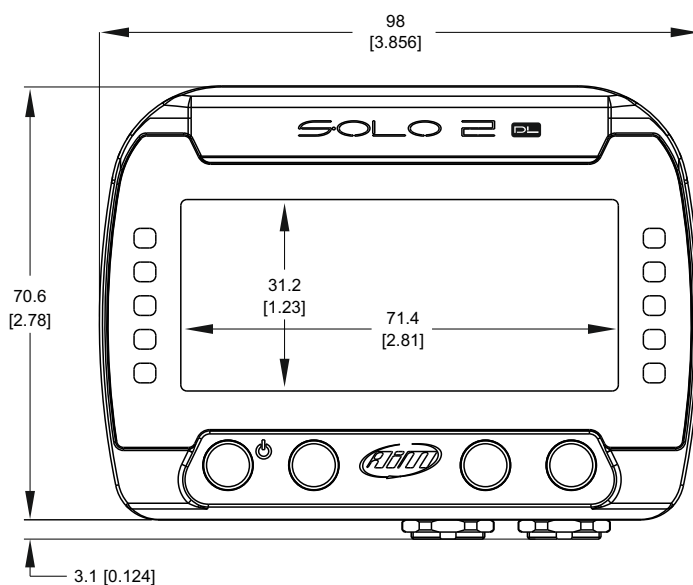




AiM Solo 2/Solo 2 DL

GPS laptimer/Dash logger

Solo 2 DL





AiM Solo 2/Solo 2 DL

GPS laptimer/Dash logger

Technical specifications

| | Solo 2 | Solo 2 DL |
|----------------------------------|---|---|
| Display | Graphical | Graphical |
| Display resolution | 238x99 pixels | 238x99 pixels |
| Display pages | Up to 5 freely configurable | Up to 8 freely configurable |
| Backlight | 7 configurable RGB colors | 7 configurable RGB colors |
| Shift lights/alarm LEDs | 10 configurable RGB LEDs | 10 configurable RGB LEDs |
| Integrated track database | Yes | Yes |
| Inertial platform | Internal 3 axis $\pm 5G$ accelerometer + 3 axis gyro + 3 axis magnetometer | Internal 3 axis $\pm 5G$ accelerometer + 3 axis gyro + 3 axis magnetometer |
| WiFi connection | Yes | Yes |
| GPS | 25 Hz | 25 Hz |
| ECU connection | -- | CAN, RS232 or K-Line to 1,000+ industry leading ECUs |
| External power | 9÷15 V | 9÷15 V |
| Connectors | 1 socket (binder) 712, 5-pins | 1 socket (binder) 712, 5-pins 1 socket (binder) 712, 8-pins |
| Memory | 4 Gb | 4 Gb |
| Battery type | Rechargeable lithium | Rechargeable lithium |
| Pushbuttons | Metallic | Metallic |
| Dimensions | 98.0 x 73.7 x 30.2 mm | 98.0 x 73.7 x 30.2 mm |
| Weight | 240 g, battery included | 240 g, battery included |
| Waterproof | IP67 | IP67 |



AiM Solo 2/Solo 2 DL

GPS laptimer/Dash logger

Solo 2 part numbers

| | |
|----------------------|-------------------------|
| X47SOLO2001A0 | Solo 2 with AUS adapter |
| X47SOLO2001G0 | Solo 2 with UK adapter |
| X47SOLO2001U0 | Solo 2 with USA adapter |
| X47SOLO2001E0 | Solo 2 with EU adapter |

Solo 2 DL part numbers


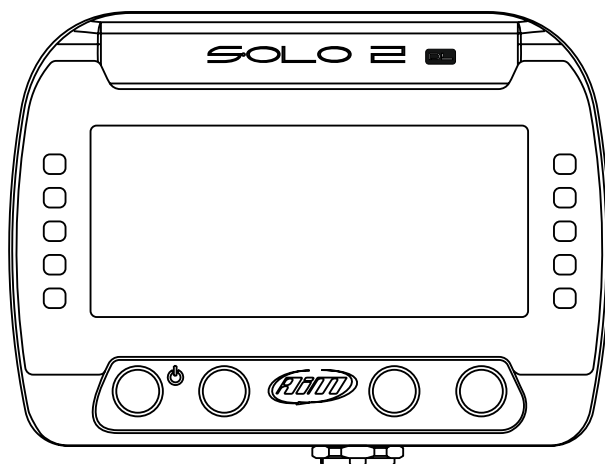
| | |
|-----------------------|---|
| X47SOLO2DL01A0 | Kit including Solo 2 DL with CAN/K-Line/Ext. power (terminated with OBDII connector) cable + battery charger with AUS adapter |
| X47SOLO2DL01G0 | Kit including Solo 2 DL with CAN/K-Line/Ext. power (terminated with OBDII connector) cable + battery charger with UK adapter |
| X47SOLO2DL01U0 | Kit including Solo 2 DL with CAN/K-Line/Ext. power (terminated with OBDII connector) cable + battery charger with USA adapter |
| X47SOLO2DL01E0 | Kit including Solo 2 DL with CAN/K-Line/Ext. power (terminated with OBDII connector) cable + battery charger with EU adapter |
| X47SOLO2DL02A0 | Kit including Solo 2 DL with RS232/CAN/Ext. power cable + battery charger with AUS adapter |
| X47SOLO2DL02G0 | Kit including Solo 2 DL with RS232/CAN/Ext. power cable + battery charger with UK adapter |
| X47SOLO2DL02U0 | Kit including Solo 2 DL with RS232/CAN/Ext. power cable + battery charger with USA adapter |
| X47SOLO2DL02E0 | Kit including Solo 2 DL with RS232/CAN/Ext. power cable + battery charger with EU adapter |
| X47SOLO2DL03A0 | Kit including Solo 2 DL with RPM/Ext. power cable + battery charger with AUS adapter |
| X47SOLO2DL03G0 | Kit including Solo 2 DL with RPM/Ext. power cable + battery charger with UK adapter |
| X47SOLO2DL03U0 | Kit including Solo 2 DL with RPM/Ext. power cable + battery charger with USA adapter |
| X47SOLO2DL03E0 | Kit including Solo 2 DL with RPM/Ext. power cable + battery charger with EU adapter |



AiM Solo 2/Solo 2 DL

GPS laptimer/Dash logger

Solo 2 pinout



5 pins Binder 712
female connector
external view

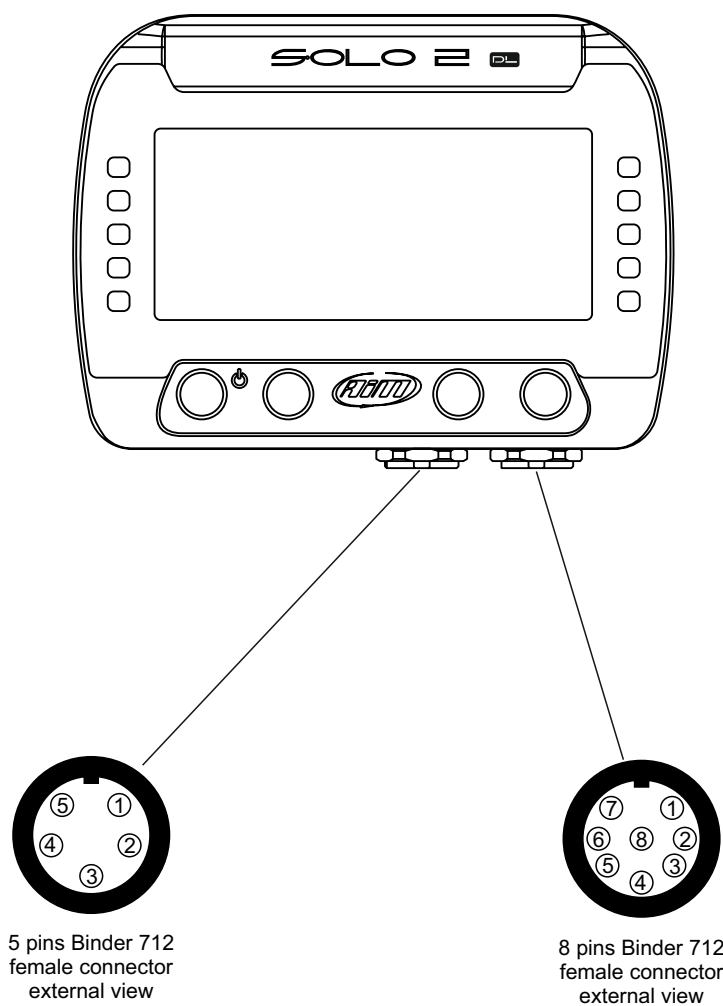
| EXP connector | |
|---------------|---------|
| 1 | nc |
| 2 | GND |
| 3 | nc |
| 4 | nc |
| 5 | +Vb ext |



AiM Solo 2/Solo 2 DL

GPS laptimer/Dash logger

Solo 2 DL pinout



| EXP connector | |
|---------------|----------|
| 1 | CAN High |
| 2 | GND |
| 3 | +Vb out |
| 4 | CAN Low |
| 5 | +Vb ext |

| ECU connector | |
|---------------|-------------|
| 1 | CAN ECU+ |
| 2 | CAN ECU- |
| 3 | +Vb ext |
| 4 | ECU RS232TX |
| 5 | ECU RS232RX |
| 6 | K-Line |
| 7 | GND |
| 8 | RPM |